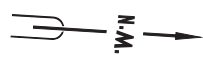
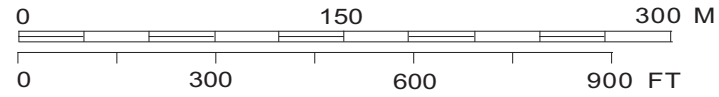


Parking: Principal

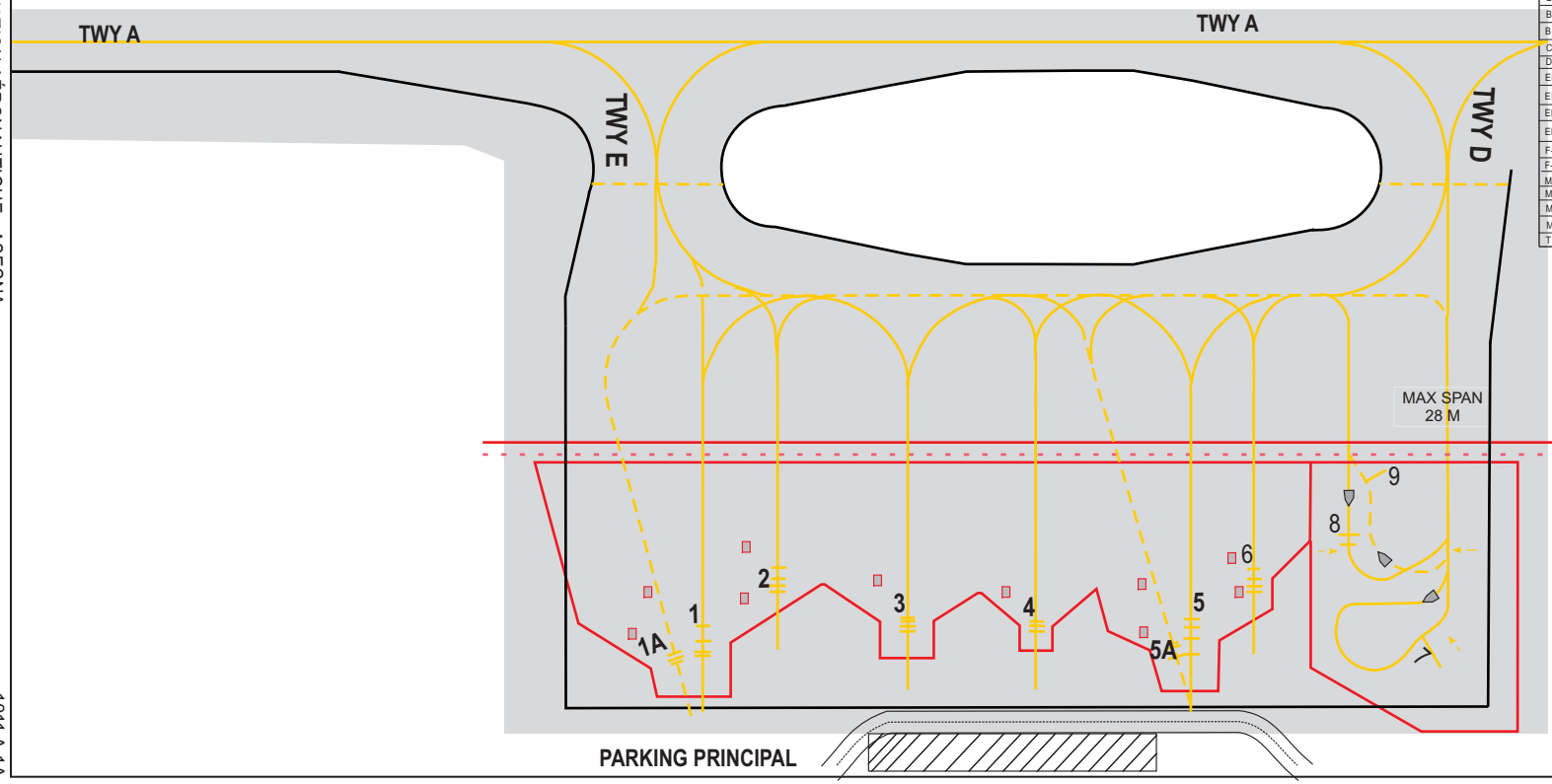
- INS1A: 18°18'25.03" N - 015°57'47.05" W
- INS1 : 18°18'25.17" N - 015°57'47.56" W
- INS2 : 18°18'25.62" N - 015°57'48.76" W
- INS3 : 18°18'27.42" N - 015°57'49.06" W
- INS4 : 18°18'28.88" N - 015°57'49.92" W
- INS5A: 18°18'30.57" N - 015°57'50.58" W
- INS5 : 18°18'30.61" N - 015°57'50.99" W
- INS6 : 18°18'30.99" N - 015°57'52.02" W
- INS7 : 18°18'33.34" N - 015°57'52.41" W
- INS8 : 18°18'31.84" N - 015°57'53.08" W
- INS9 : 18°18'31.67" N - 015°57'53.83" W



Échelle : 1/3 000



AERONEFS	POSTES DE STATIONNEMENT																
	1A	1	2	3	4	5A	5	6	7	8	9	F1	F2	F3	P1	P2	
A124																	
A-300-600 R	c	c					d								e	c	e
A-310-200	c	c					d										
A-310-300	c	c	d				d										
A-318	c	c	d	c	c	c	c										
A-319	c	c	d	c	c	c	c										
A-320-200	c	c	d	c	c	c	c										
A-321-200	c	c	c	c	c	c	c										
A-330-200	c	c					c										
A-330-300	c						c										
A-340-200	c						c										e
A-340-300	c						c										e
A-340-500	c						b										e
A-340-600	a						a										e
A-350-800	c						c										e
A350-900	b						b										e
A-350-1000	a						a										e
A-380-800	b						b										e
ATR-72-500			c	c	c		c										
B-727-200	c	b	b	a	a		c										
B-737-300	b	c	d	c	c	b	c										
B-737-300W	b	d	c	c	b		c										
B-737-400	s	d	c	c	b		c										
B-737-500	b	d	c	c	b		c										
B-737-500W	b	d	c	c	b		c										
B-737-600	b	d	c	c	b		c										
B-737-700	b	d	c	c	b		c										
B-737-700W	b	d	c	c	b		c										
B-737-800	b	c	c	c	b		c										
B-737-800W	b	c	c	c	b		c										
B-737-900	b	c	c	c	b		b										
B-737-900W	b	c	c	c	b		b										
B-747-300	c						c										
B-747-400	c						b						e	e		a	
B-747-8	a						b										
B-757-200	c	c					c										
B-757-200W	c	c	d				c										
B-757-300	b	c					d										
B-757-300W	b	c					d										
B-767-200	c	d					d										
B-767-200 ER	c	d					d										
B-767-300	a	c	d				c										
B-767-300-ERW	a	c	d				c										
B-767-400-ER	b						c						a	a			
B-777-200	c						b										
B-777-300	a						a										
B-787-8	d						c										
C-17												c	c	c		c	
DC-10-30	b	c					d										
EMBRAER 170 STD	b		d	c	c	b	c										
EMBRAER 175 STD	b		d	c	c	b	c										
EMBRAER 190 STD	b		d	c	c	b	c										
EMBRAER 195 STD	b		d	c	c	b	c										
F-70	b		d	c	c	b	c										
F-100	b		d	c	c	b	c										
MD-11	b	d					d										
MD-83	a	a	a	a	a	a	a										
MD-87	a	a	a	a	a	a	a										
MD-90-30	a	a	a	a	a	a	a										
TU-134A	a		d	b	b	a	b										



SMC 121.7 TWR 118.4 APRON ALTITUDE 3 m